

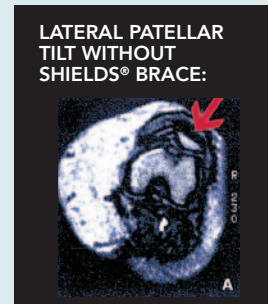
# PROVEN SUCCESSFUL RESULTS

DESIGNED TO BE LOWER PROFILE, LIGHTER WEIGHT, MORE BREATHABLE AND EXTREMELY COMFORTABLE

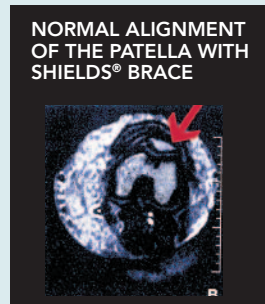


DEVELOPED IN COLLABORATION WITH:

Clarence L. Shields, MD  
Cedars-Sinai® Kerlan-Jobe  
Institute

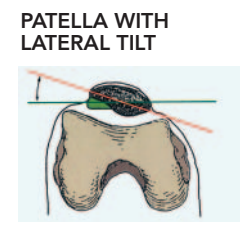


LATERAL PATELLAR TILT WITHOUT SHIELDS® BRACE:

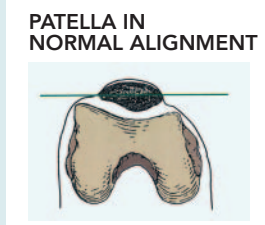


NORMAL ALIGNMENT OF THE PATELLA WITH SHIELDS® BRACE

The patellofemoral joint, active-movement against resistance technique



PATELLA WITH LATERAL TILT



PATELLA IN NORMAL ALIGNMENT

## EFFECT OF A PATELLA-STABILIZING BRACE ON LATERAL SUBLUXATION OF THE PATELLA

By Frank G. Shellock, Ph.D., FACSM;  
Adjunct Clinical Professor of Radiology,  
University of Southern California, School of Medicine

ABSTRACT: This study investigated the effect of a special patella brace on patients with lateral subluxation of the patella using kinematic magnetic resonance imaging (MRI). Fifteen patients were assessed with and without application of the brace (Shields Patella Stabilizing Brace).

**"Application of the patella brace improved or corrected lateral subluxation of the patella in the majority of patients. This information has important implications for the conservative treatment of patients with lateral subluxation of the patella."**

[Am J Knee Surg. 2000; 13:137-142.]

"Whether you experience or are treating anterior knee pain as instability, arthritis or PFPS, the Shields II could be the most important part of your return to full function plan."  
Tom Harrer,  
Physical Therapist



# SHIELDS II<sup>®</sup> DYNAMIC PATELLA CONTROL FOR SUCCESSFUL REHAB



- TREATS MULTIPLE PATELLA PATHOLOGIES
- LESS RESTRICTIVE IN MOVEMENT EXCEPT WHERE MORE SUPPORT IS NEEDED
- ONE BRACE FITS BOTH LEFT AND RIGHT FOR LESS INVENTORY
- SUPERIOR COMFORT EQUALS BETTER COMPLIANCE
- LOW PROFILE
- EXTREMELY DURABLE
- BREATHABLE MATERIALS
- LIGHTWEIGHT



ORDERING

INFO

HINGED SHIELDS II<sup>®</sup> 6675

SHIELDS II<sup>®</sup> 6674



APPLICATION VIDEO



CALL TODAY! (800) 654-3241  
EMAIL: [ORDER@HELY-WEBER.COM](mailto:ORDER@HELY-WEBER.COM)



© 2020 HELY & WEBER

	MEASURE: AT MID PATELLA	4" ABOVE MID PATELLA
XS	10" - 11"	10" - 11.5"
S	11.5" - 13"	12" - 13.5"
M	13.5" - 15"	14" - 16"
L	15" - 17"	16.5" - 19"
XL	17" - 19"	19.5" - 22"
XXL	19" - 21"	22.5" - 25"



# SHIELDS II®

CLINICALLY INSPIRED. OUTCOME DRIVEN.

**LOW PROFILE PERFORATED NEOPRENE**  
increases breathability

**DIRECTIONAL FORCE FLAP** holds  
the buttress in place against the patella




**REMOVABLE HINGES**  
and condyle pads provide  
additional  
comfort and  
stability



**BACK POPLITEAL PANEL** is made  
from a sueded  
lycra fabric for  
maximum comfort  
and breathability

**LOOP PILE MATERIAL** is guaranteed to  
last for thousands of closure cycles.



**INDEPENDENT CALF AND THIGH STRAPS**  
adjust for contours of  
the leg

**MEDIAL AND LATERAL HINGES OR SPIRAL STAYS**  
prevent bunching, while  
allowing full range of motion

**TRAKADERM® U-SHAPED BUTTRESS**  
lower profile U-shaped buttress made  
from soft high tak poly urethane material  
to help secure the buttress to the skin  
embracing the patella

THE SHIELDS II® IS LOWER PROFILE, LIGHTER WEIGHT AND MORE BREATHABLE, WHILE MAINTAINING THE MULTI-USE FEATURES OF THE ORIGINAL AND PROVEN SHIELDS® BRACE



**TRAKADERM® BUTTRESS** CAN BE  
WASHED WITH SOAP AND WATER  
TO RETURN TACK TO THE SURFACE

CLINICAL RELEVANCE + PATIENT COMFORT =

COMPLIANCE & SUCCESSFUL OUTCOMES